

a look that redefines

**SILKA**  
bringing the future home



KÄRBEN



# KÄRBEN

SILKA  
bringing the future home



# ingenuity meets engineering

## SILKCERAMIC DOOR COLLECTION

Introducing a redefining new door collection by Silka. The organic ceramic patterns evoke the beauty of nature, while precision-engineered aluminium ensures unmatched strength and durability. Transforming an everyday element into a bold statement of style, Kärben is a reflection of your individuality, elevating your home with elegance and ingenuity. Every Kärben door blends innovative design with flawless craftsmanship, offering you a seamless fusion of art and function, crafted to inspire and endure. Kärben speaks volumes about your taste, even in silence.





# 3 unique door styles to choose from

Choose from 3 distinctive door styles, each designed to complement different tastes and architectural styles. Whether bold, modern, or timeless, every option delivers the signature performance of Kärben.

## Angelo

A bold expression of contemporary design, this glazed door features a central glass panel that invites light in, available with or without integrated LEDs.

See pages 16-23

Available in all 4 ceramic colours

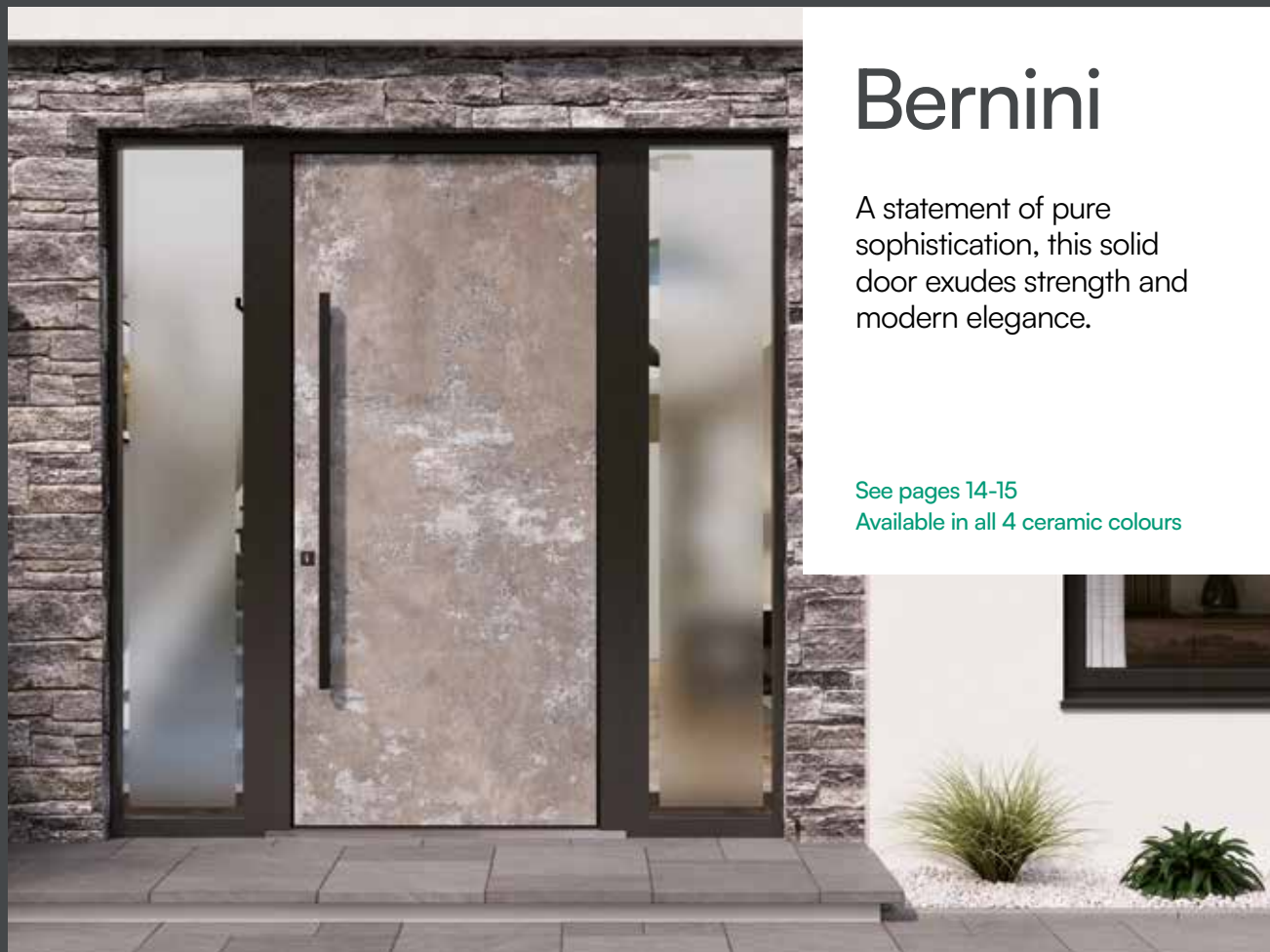


## Bernini

A statement of pure sophistication, this solid door exudes strength and modern elegance.

See pages 14-15

Available in all 4 ceramic colours

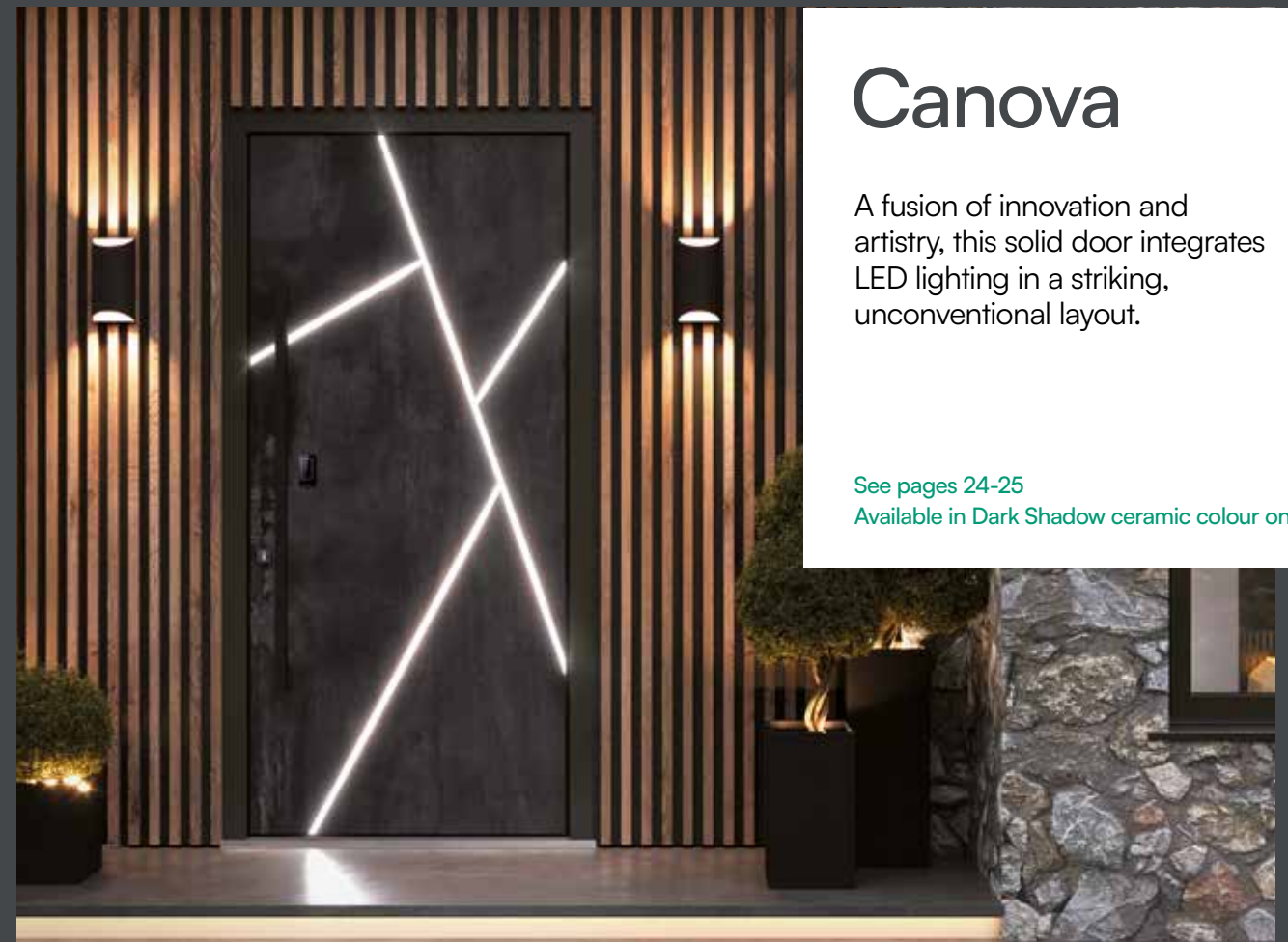


## Canova

A fusion of innovation and artistry, this solid door integrates LED lighting in a striking, unconventional layout.


See pages 24-25

Available in Dark Shadow ceramic colour only



Experience unparalleled durability, security and thermal efficiency with our hybrid aluminium doors - a unique blend of energy-efficient and thermally insulating materials, striking aesthetics and top-tier strength and security for the ultimate entrance door solution.

The Kärben collection sets a new standard of performance, featuring thermally broken aluminium frames with Thermafill® technology, a carbon fibre-reinforced fiberglass door sash for strength, and a 80mm Thermafill® core for superior insulation. It surpasses hurricane rated weather conditions with a double-rebated construction and 7 layers of interwoven fibreglass for enhanced strength and durability. The high-security aluminium mesh embedded in the Thermafill® core and high performing hardware are standard, ensuring top-notch high security.




High Security




Insulated aluminium technology



Triple Glazed no extra cost



Super insulated



Exclusive door designs



## Key Features

**Thermafill®** core for top performing energy efficiency and security.

High strength, 7 layered, interwoven fibreglass or Italian porcelain ceramic bonded to a **Thermafill®** core framed by a super strong pultruded profile reinforced with carbon fibre and steel.

Full frame threshold (MDS70 also available).

Automatic lock.

Quadruple and triple sealed glass units, 60mm, 65mm or 68mm depending on door style.

80mm door set.

Full Sidelights available, triple glazed as standard.

4 Kärben hinges on each door.

Double rebate flush fit system.

High strength 80mm flush aluminium frame.

Carbon Fibre known for its exceptional strength to weight ratio and durability enhances the structural integrity of the door virtually eliminating any potential for deformation or warping.

Thermafill® core

Aluminium mesh embedded within the core of each door

Carbon fibre reinforcing

Fibreglass sash

Double rebate flush fit system

Full frame threshold

Thermafill® core

80mm flush aluminium frame






THE KÄRBEN COLLECTION BY SILKA

the SilkCeramic  
door collection

KÄRBEN





# Bernini

DOOR CODE: SK2-PL



A statement of pure sophistication, this solid door exudes strength and modern elegance. The seamless ceramic surface enhances its refined aesthetic, while precision engineering ensures durability. A bold, timeless choice that speaks of quiet confidence. Available in each of the 4 Kärben colours.

Available with 5 external frame colours:  
Black, Anthracite Grey, Light Grey, Cream and White

## COLOUR OPTIONS:



Ghost Grey



Ivory Coast



Dark Shadow



Corten Rust

The ceramic patterns on the external door surface may differ from shown due to variance in the the ceramic tiles





# Angelo Corten Rust

DOOR CODE: SK2-SU



A bold, sophisticated hue with deep, earthy warmth, Corten Rust embodies timeless elegance. The organic ceramic pattern enhances its rich depth, while frame options ensure seamless harmony. A modern statement that's both striking and effortlessly refined.

Available with 5 external frame colours:  
Black, Anthracite Grey, Light Grey, Cream and White

## DOOR OPTIONS:



Sandblasted glass  
Clear glass also available



One-way glass



Sandblasted glass with LED Lights  
Clear glass also available



One-way glass with LED Lights

The ceramic patterns on the external door surface may differ from shown due to variance in the the ceramic tiles





# Angelo Ghost Grey

DOOR CODE: SK2-SU



A versatile, modern shade, Ghost Grey blends urban sophistication with organic texture. The ceramic pattern adds depth and movement, making it uniquely refined. Paired with the right frame, it creates a statement of effortless elegance.

Available with 5 external frame colours:  
Black, Anthracite Grey, Light Grey, Cream and White

## DOOR OPTIONS:



Sandblasted glass  
Clear glass also available



One-way glass



Sandblasted glass with LED Lights  
Clear glass also available



One-way glass with LED Lights

The ceramic patterns on the external door surface may differ from shown due to variance in the the ceramic tiles





# Angelo Dark Shadow

DOOR CODE: SK2-SU



Mysterious and refined, Dark Shadow exudes modern sophistication. Its deep, muted tone is elevated by the intricate ceramic pattern, creating a unique, contemporary presence. With complementing frame options, it retains its bold elegance in every detail.

Available with 5 external frame colours:  
Black, Anthracite Grey, Light Grey, Cream and White

## DOOR OPTIONS:



Sandblasted glass  
Clear glass also available



One-way glass




Sandblasted glass with LED Lights  
Clear glass also available



One-way glass with LED Lights


The ceramic patterns on the external door surface may differ from shown due to variance in the the ceramic tiles





# Angelo Ivory Coast


DOOR CODE: SK2-SU



Subtly luxurious, Ivory Coast is a study in understated sophistication. Its ceramic pattern softens the crisp, contemporary tone, offering a refined balance of modernity and warmth. Frame options enhance its seamless integration into any architectural style.

Available with 5 external frame colours:  
Black, Anthracite Grey, Light Grey, Cream and White

## DOOR OPTIONS:



Sandblasted glass  
Clear glass also available



One-way glass



Sandblasted glass with LED Lights  
Clear glass also available



One-way glass with LED Lights

The ceramic patterns on the external door surface may differ from shown due to variance in the the ceramic tiles





# Canova

COLOUR: DARK SHADOW (ONLY)  
DOOR CODE: SK2-CL



A fusion of innovation and artistry, this solid door integrates LED lighting in a striking, unconventional layout. The ceramic finish retains its modern elegance, while the illuminated design adds a bold, unique twist. A door that captivates, day or night.

Canova is only available in Dark Shadow with LEDs





# a look that redefines

A perfect fusion of natural beauty and cutting-edge craftsmanship, our Italian porcelain ceramic finish transforms each door into a masterpiece. Inspired by organic textures, it brings depth, sophistication, and a truly unique aesthetic to your entrance.

Available in striking Corten Rust, Dark Shadow, Ghost Grey, and Ivory Coast, each colour enhances the intricate ceramic pattern, creating a surface that feels as refined as it looks. More than just visually stunning, this finish is exceptionally durable, resistant to scratches, weathering, and daily wear, ensuring your door remains effortlessly elegant for years to come.







Fingerprint Electronic Lock

# smart, secure and effortless

Experience the perfect balance of security and convenience with our state-of-the-art electronic locks. Engineered in Germany by Siegenia, world leaders of automatic, electronic and biometric high security lock systems, they offer high-security protection while ensuring effortless access to your home.

Forget fumbling for keys, keyless entry lets you unlock your door with ease, whether your hands are full or you're on the move. Take it further with automatic opening for a seamless welcome, or choose fingerprint scanning for instant, personalised access. Controlled via a smartphone app, these locks integrate cutting-edge technology with Secured by Design certification for peace of mind. For those who prefer a traditional touch, every door still includes a key and deadlock option, ensuring flexibility without compromising security.

Key Fob Electronic Lock



Key Pad Electronic Lock





# illuminating innovation

More than just a door, it's a statement. Our integrated LED lighting creates a striking, unique aesthetic that turns heads and sets your home apart. With a design unlike anything else on the market, these doors bring a bold, modern elegance that's truly one of a kind.

But it's not just about looks. When in AUTO mode the intelligent lighting welcomes you home, automatically switching on as you approach, blending beauty with smart functionality. Designed for longevity, the LEDs are built to last, but in the rare event of failure, they can be easily replaced, ensuring your door continues to shine.



Discreetly positioned on the internal frame, the intuitive **Control Panel** offers four modes: On, Off, Automatic (sensor-activated), & Display, a dynamic, looping light show.



A hidden **Advanced LED Sensor** embedded within the door detects with precision, triggering the LED lights to gently illuminate as someone approaches, combining subtlety with smart security.



External Door Sash Colours




Dark ShadowCorten Rust



Ghost GreyIvory Coast

The ceramic patterns on the external door surface may differ from shown due to variance in the the ceramic tiles

Internal Door Sash Colours



True BlackAnthracite GreyLight GreyCreamWhite

See Doorbuilder for more colour options.  
  
Exceptions apply depending on Door Style

LED Options



Internal View: Remote Control

Standard Door Frame Colours

Outside	Inside
True Black	on True Black
Anthracite Grey	on Anthracite Grey
Light Grey	on Light Grey
Cream	on Cream
Black	on White
Anthracite Grey	on White
White	on White

See Doorbuilder for more colour options



Internal

Furniture Options



Lynx - Black Round Handle



Polaris - Black Square Handle



Antares - Stainless Steel Round Handle



Epsilon - Stainless Steel Square Handle



Karcher Lever Handle  
Waist high lock system with round escutcheon plate and Karcher lever handle.



Finger Pull  
Also available in black  
  
Square Finger Pull



1800mm Bar Handle  
  
1200mm Bar Handle  
Available in stainless steel & black  
  
600mm Bar Handle  
  
1500mm Square Bar Handle  
  
1200mm Black Square Bar Handle

Letterbox, Knockers, Door Chain and Spyhole are NOT available	<b>Hinges</b> (4 No as standard) Kärben Hinges, Black and White	<b>Cylinder</b> 3 star cylinder as standard	<b>Threshold</b> MDS70 with Ramp Full Alu Outer Frame	<b>Weather Deflector</b> Black, Anthracite Grey, Cream and Light Grey
---	--	--	---	--

Slam Lock	OUTSIDE	INSIDE
	Bar handle + Escutcheon plate	Lever handle + Escutcheon plate
	Lever handle + Escutcheon plate or fingerpull	Lever handle + Escutcheon plate or fingerpull

Electronic Lock	OUTSIDE	INSIDE
	Bar handle + Escutcheon plate	Lever handle + Escutcheon plate

Lock Options	Bernini	Angelo	Canova
Standard handle (ie no power)	Y	Y	N
Fob + App	Y	Y	Y
Fingerprint + App	Y	Y	Y
Key Pad + App	Y	Y	Y



Console box + electric cable wiring required for installation - ask your installer for more details at time of survey





the SilkTouch  
door collection

KÄRBEN



# Delta

COLOUR: ANTHRACITE GREY  
DOOR CODE: SFGS22  
GLASS DESIGN: SB26 IN DOOR

# Tetsa

COLOUR: TRUE BLACK  
DOOR CODE: SFGS25



# Marlowe

COLOUR: ANTHRACITE GREY  
DOOR CODE: SFGSO

Available with or without Bespoke lines

# Delta

COLOUR: TRUE BLACK  
DOOR CODE: SFGS22  
GLASS DESIGN: ONE WAY GLASS



# Phoenix

ALL GLASS  
DOOR STYLE

COLOUR: TRUE BLACK  
DOOR CODE: SFGS30



Phoenix in True Black with Black 1200mm Bar Handle, SB27 glass design in sideights



Blaise in True Black with Black 1200mm Square Bar Handle, SB27 glass design in sideights

# Blaise

ALL GLASS  
DOOR STYLE

COLOUR: TRUE BLACK  
DOOR CODE: SFGS31



Furniture Options



Lynx - Black Round Handle



Polaris - Black Square Handle



Antares - Stainless Steel Round Handle



Epsilon - Stainless Steel Square Handle



Karcher Lever Handle  
Waist high lock system with round escutcheon plate and Karcher lever handle.



Finger Pull  
Also available in black



Square Finger Pull



1800mm Bar Handle



1200mm Bar Handle  
Available in stainless steel & black



600mm Bar Handle



1500mm Square Bar Handle



1200mm Black Square Bar Handle



1200mm Off-set Square Bar Handle

Slam Lock Only

OUTSIDE	INSIDE
Bar handle + Escutcheon plate or fingerpull	Bar handle + Escutcheon plate or fingerpull
Bar handle + Escutcheon plate or fingerpull	Fingerpull only
Bar handle + Escutcheon plate or fingerpull	Lever handle + Escutcheon plate
Fingerpull only	Fingerpull only
Fingerpull only	Lever handle + Escutcheon plate or fingerpull
Lever handle + Escutcheon plate or fingerpull	Lever handle + Escutcheon plate

**Hinges** (4 No as standard)  
Kärben Hinges,  
Black and White

**Cylinder**  
3 star cylinder  
as standard


**Threshold**  
MDS70 with Ramp  
Full Alu Outer Frame

**Weather Deflector**  
Black, Anthracite Grey,  
Silver and Gold

Letterbox	Only Available on SFGS0 / SFGS2 / SFGS5 / SFGS7 / SFGS8 / SFGS20 / SFGS21 / SFGS25
Knockers	Only Available on SFGS0
Door Chain	Not Available
Spyhole	Available but not on door styles SFGS30 or SFGS31

Door Sash Colours


Standard Colours




True Black




Anthracite Grey



White



Agate Grey



Cream



Flame: RAL3011



Chartwell Green:  
BS 14 C 35

Premium Colours



Racing Blue:  
RAL5012



Sunset:  
RAL2009



Slate:  
RAL7011




Sunrise:  
RAL1003



Berry:  
RAL4004



Denim:  
RAL5003



Bark:  
RAL8011

See Doorbuilder for more colour options

Colour options shown apply only to door styles SFGS0, SFGS2, SFGS5, SFGS20, SFGS22, SFGS27, SFGS28 and SFGS29.  
Door styles SFGS7, SFGS8, SFGS21, SFGS23, SFGS25, SFGS26, SFGS30 and SFGS31 have colour restrictions due to design.

Standard Door Frame Colours

Outside	Inside
True Black	on True Black
Anthracite Grey	on Anthracite Grey
Light Grey	on Light Grey
Cream	on Cream
Black	on White
Anthracite Grey	on White
White	on White


See Doorbuilder for more colour options




True Black




Anthracite Grey



Light Grey



Cream



White



Door Styles

SilkCeramic Door Styles



BERNINI  
SK2-PL



ANGELO  
SK2-SU



CANOVA  
SK2-CL

SilkTouch Door Styles



ABRA  
SFGS28



ATLAS  
SFGS23



BLAISE  
SFGS31



CALICO  
SFGS27



DELTA  
SFGS22



EASTON  
SFGS2



KNOX  
SFGS20



LYRA  
SFGS5



MARLOWE  
SFGS0



MAVERICK  
SFGS21



PHOENIX  
SFGS30



RAINER  
SFGS7



SLOAN  
SFGS8



TETSA  
SFGS25



TRIPP  
SFGS26



VIDA  
SFGS29

Inside View



Inside View: Angelo in White with Black Square Polaris Handle, SB27 glass design in sidelights



A modern glass door with a dark frame and a stone surround. The door has a large vertical handle and a small lock. The stone wall is made of rough, grey stones. The door is set into a white wall. The floor is made of grey tiles. There are some plants in the foreground.

# KÄRBEN

**SILKA**  
bringing the future home





Due to variations in the photographic process, colours shown in this leaflet may vary from the actual product. It is advisable to refer to a product sample before making your purchase. All pictures shown are for illustrative purpose only, actual product may vary due to product enhancement. The company has a policy of continuous product development and reserves the right to change any products and specifications given in this brochure.

AUGUST 2025 V2

**SILKA**  
bringing the future home